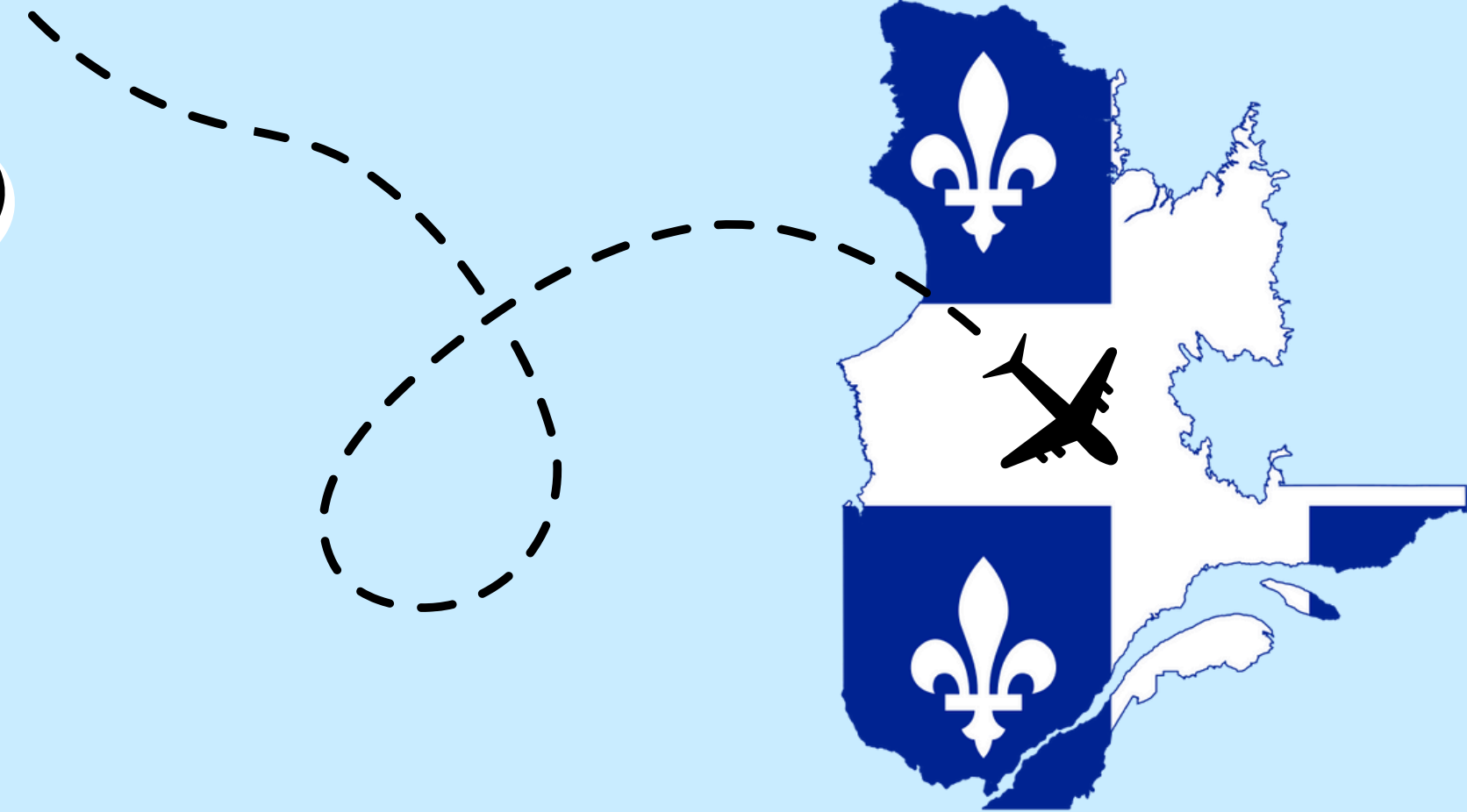


CB STUDY ABROAD SUMMER 2025

MEETING #4

QUÉBEC &
MONTRÉAL





25 DAYS UNTIL QUÉBEC



Agenda

- DID YOU SIGN IN?
- FLIGHTS
- AIRPORTS & CUSTOMS
- RESIDENCE HALLS
- ROOMMATES
- ITINERARY & CLASSES
- STUDENT REMINDERS
- SAFETY VIDEOS
- CHECK-IN & PROJECT
- T-SHIRTS & BACKPACKS





MANDATORY NIGHT CLASSES

~~WED. NOVEMBER 13, 2024~~

~~WED. JANUARY 29, 2025~~

~~WED. MARCH 26, 2025~~

WED. JUNE 4, 2025



ITINERARY



June 29: Depart PHL

June 29 – July 3: Québec

July 4: Travel to Montréal

July 5: Montréal


July 6: Return to US



BUS INFORMATION

- Charter bus leaves from **CB SOUTH** parking lot.
- All students arrive to **CB SOUTH** no later than **5:30am**.
- All students will check in and receive a passport holder.
- Please assist the bus drivers with luggage in US and Canada.
- Departure time is **6:15am**.
- **Lateness is not an option!**
- **Do not forget your passport!!**




JUNE 29 – JULY 6



FLIGHTS

Itinerary

Record 1: 34 Passengers / PHL-YQB / YUL-PHL Air Canada

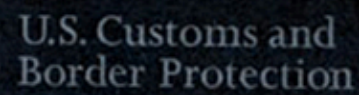
	Air Canada 8858	Departing	(PHL) Philadelphia, PA	Sun Jun 29 at 09:45 AM
		Arriving	(YUL) Montreal, Canada	Sun Jun 29 at 11:26 AM
		Code Share: AIR CANADA EXPRESS JAZZ		
	Air Canada 7930	Departing	(YUL) Montreal, Canada	Sun Jun 29 at 01:05 PM
		Arriving	(YQB) Quebec City, Canada	Sun Jun 29 at 01:55 PM
		Code Share: AIR CANADA EXPRESS JAZZ		
	Air Canada 8863	Departing	(YUL) Montreal, Canada	Sun Jul 06 at 08:30 PM
		Arriving	(PHL) Philadelphia, PA	Sun Jul 06 at 10:07 PM
		Code Share: AIR CANADA EXPRESS JAZZ		

JUNE 29 - JULY 6

IN THE AIRPORTS

- You will go through security as a chaperone group.
- Chaperones always go through last. Do not leave your group.
- All groups will meet and check in at the gate.
- Be aware of your surroundings and your belongings.
- Stay to the right when walking.
- All students will be polite and mindful of other passengers.
- You are representing Central Bucks and Americans 😊

JUNE 29 – JULY 6



Sample Purpose Only
www.Path2usa.com

Customs Declaration

19 CFR 122.27, 148.12, 148.13, 148.110, 148.111, 1498; 31 CFR 5316

FORM APPROVED
OMB NO. 1651-0009

Each arriving traveler or responsible family member must provide the following information (only ONE written declaration per family is required):

- | | | |
|--|-----|--------|
| 1. Family Name | | |
| First (Given) | | Middle |
| 2. Birth date Day Month Year | | |
| 3. Number of Family members traveling with you | | |
| 4. (a) U.S. Street Address (hotel name/destination) | | |
| (b) City | | |
| (c) State | | |
| 5. Passport issued by (country) | | |
| 6. Passport number | | |
| 7. Country of Residence | | |
| 8. Countries visited on this trip prior to U.S. arrival | | |
| 9. Airline/Flight No. or Vessel Name | | |
| 10. The primary purpose of this trip is business: | Yes | No |
| 11. I am (We are) bringing | | |
| (a) fruits, vegetables, plants, seeds, food, insects: | Yes | No |
| (b) meats, animals, animal/wildlife products: | Yes | No |
| (c) disease agents, cell cultures, snails: | Yes | No |
| (d) soil or have been on a farm/ranch/pasture: | Yes | No |
| 12. I have (We have) been in close proximity of (such as touching or handling) livestock: | Yes | No |
| 13. I am (We are) carrying currency or monetary instruments over \$10,000 U.S. or foreign equivalent: (see definition of monetary instruments on reverse) | Yes | No |
| 14. I have (We have) commercial merchandise: (articles for sale, samples used for soliciting orders, or goods that are not considered personal effects) | Yes | No |
| 15. Residents — the total value of all goods, including commercial merchandise I/we have purchased or acquired abroad, (including gifts for someone else, but not items mailed to the U.S.) and am/are bringing to the U.S. is: \$ | | |
| Visitors — the total value of all articles that will remain in the U.S., including commercial merchandise is: \$ | | |

Read the instructions on the back of this form. Space is provided to list all the items you must declare.

I HAVE READ THE IMPORTANT INFORMATION ON THE REVERSE SIDE OF THIS FORM AND HAVE MADE A TRUTHFUL DECLARATION.

X Sample Purpose Only

(Signature)

Date (day/month/year)

U.S. Customs and Border Protection Welcomes You to the United States

U.S. Customs and Border Protection is responsible for protecting the United States against the illegal importation of prohibited items. CBP officers have the authority to question you and to examine you and your personal property. If you are one of the travelers selected for an examination, you will be treated in a courteous, professional, and dignified manner. CBP Supervisors and Passenger Service Representatives are available to answer your questions. Comment cards are available to compliment or provide feedback.

Important Information

U.S. Residents — Declare all articles that you have acquired abroad and are bringing into the United States.

Visitors (Non-Residents) — Declare the value of all articles that will remain in the United States.

Declare all articles on this declaration form and show the value in U.S. dollars.
For gifts, please indicate the retail value.

Duty — CBP officers will determine duty. U.S. residents are normally entitled to a duty-free exemption of \$800 on items accompanying them. Visitors (non-residents) are normally entitled to an exemption of \$100. Duty will be assessed at the current rate on the first \$1,000 above the exemption.

Agricultural and Wildlife Products — To prevent the entry of dangerous agricultural pests and prohibited wildlife, the following are restricted: Fruits, vegetables, plants, plant products, soil, meat, meat products, birds, snails, and other live animals or animal products. Failure to declare such items to Customs and Border Protection Officer/Customs and Border Protection Agriculture Specialist/Fish and Wildlife Inspector can result in penalties and the items may be subject to seizure.

Controlled substances, obscene articles, and toxic substances are generally prohibited entry.

Thank You, and Welcome to the United States.

The transportation of currency or monetary instruments, regardless of the amount, is legal. However, if you bring in to or take out of the United States more than \$10,000 (U.S. or foreign equivalent, or a combination of both), you are required by law to file a report on FinCEN 105 (formerly Customs Form 4790) with U.S. Customs and Border Protection. Monetary instruments include coin, currency, travelers checks and bearer instruments such as personal or cashiers checks and stocks and bonds. If you have someone else carry the currency or monetary instrument for you, you must also file a report on FinCEN 105. Failure to file the required report or failure to report the *total* amount that you are carrying may lead to the seizure of *all* the currency or monetary instruments, and may subject you to civil penalties and/or criminal prosecution. SIGN ON THE OPPOSITE SIDE OF THIS FORM AFTER YOU HAVE READ THE IMPORTANT INFORMATION ABOVE AND MADE A TRUTHFUL DECLARATION.

Description of Articles

(List may continue on another CBP Form 6059B)

Value

CBP
Use Only

Total

PAPERWORK REDUCTION ACT NOTICE: The Paperwork Reduction Act says we must tell you why we are collecting this information, how we will use it, and whether you have to give it to us. The information collected on this form is needed to carry out the Customs, Agriculture, and currency laws of the United States. CBP requires the information on this form to insure that travelers are complying with these laws and to allow us to figure and collect the right amount of duty and tax. Your response is mandatory. An agency may not conduct or sponsor, and a person is not required to respond to a collection of information, unless it displays a valid OMB control number. The estimated average burden associated with this collection of information is 4 minutes per respondent or record keeper depending on individual circumstances. Comments concerning the accuracy of this burden estimate and suggestions for reducing the burden should be directed to U.S. Customs and Border Protection, Reports Clearance Officer, Information Services Branch, Washington, DC 20503, and to the Office of Management and Budget, Paperwork Reduction Project (1655-0038), Washington, DC 20503. **THIS FORM MAY NOT BE REPRODUCED WITHOUT APPROVAL FROM THE CBP FORMS MANAGER.**

CBP Form 6059B (10/07)

Souvenirs

ON THE
WAY
HOME

QUÉBEC HOTEL & SCHOOL

HOTEL:

- Hotel Universel Québec
- 2300 Ch Ste-Foy, Québec, QC G1V 1S5, Canada

SCHOOL:

- BLI
- 201 Grande Allee E, Quebec, QC G1R 2H8



JUNE 29 – JULY 6

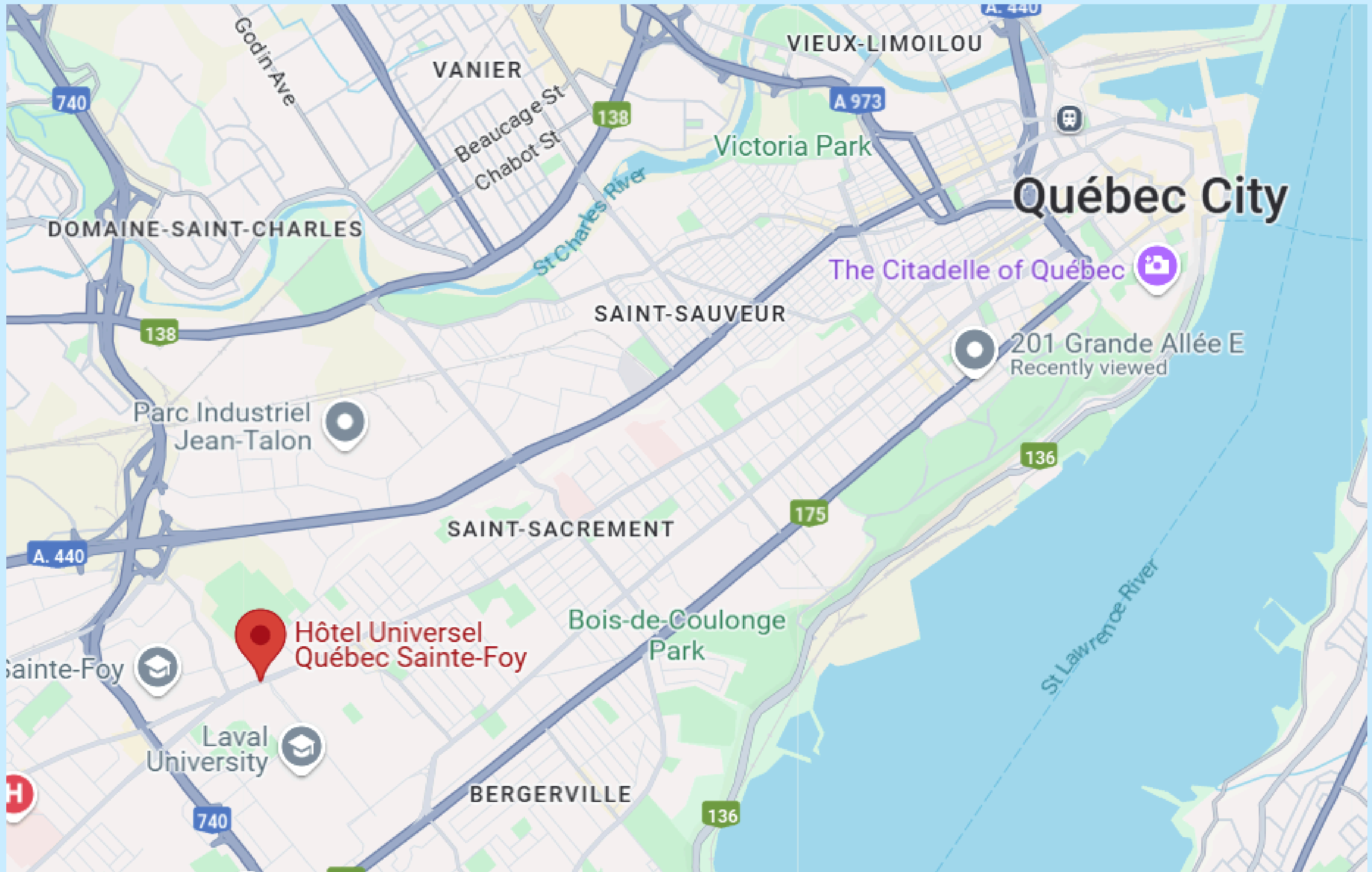
SAMPLE ROOM



INCLUSIONS

- Two Queen size beds
- Bathroom
- 32" Plasma Television
- Alarm clock radio
- Coffee maker
- Hair dryer
- Small refrigerator

JUNE 29 - JULY 6



MONTREAL

ACCOMMODATIONS:

- Evo Montréal
- 777 Blvd Robert-Bourassa,
Montréal, QC H3C 1E8, Canada



JUNE 29 – JULY 6

SAMPLE ROOM



DOUBLE OCCUPANCY

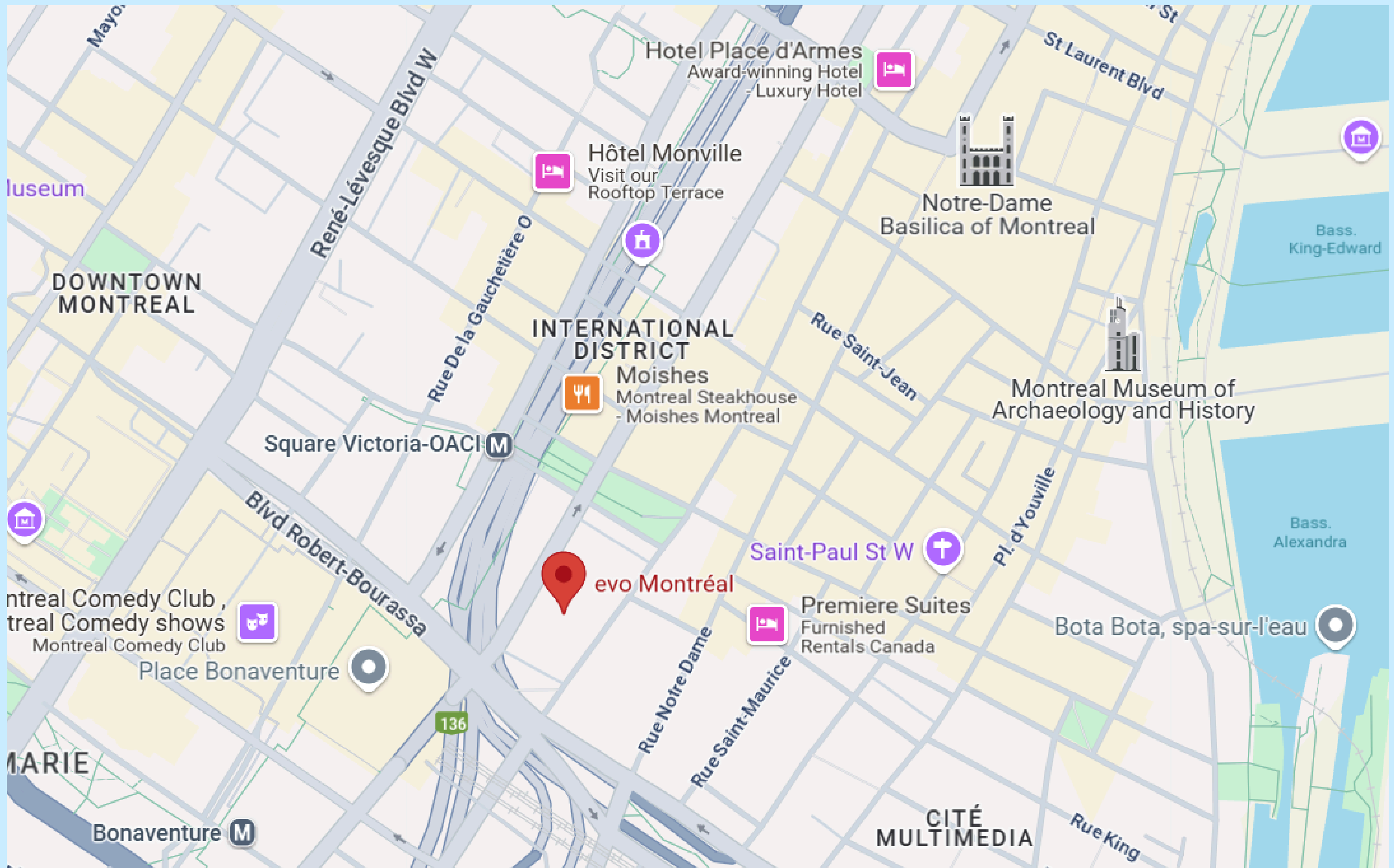
350 SQUARE FEET / 32.5 SQUARE METERS*

INCLUDED:

- 2 study desks with chairs
- 2 full-size double beds designed for privacy
- Built-in shelves! Ample storage
- 2 armoires
- 1 full private bathroom
- 1 spacious closet
- Wireless Internet and cable
- Convenient charging stations

*On average

JUNE 29 - JULY 6



A WORD ABOUT HOTELS

- Always know the name and address of your hotel.
- Expect hotel rooms to be a bit smaller than in the U.S.
- Keep your room key somewhere safe! If there are roommates, be sure to know who has the key at all times.
- Travelers will pay if there is damage to a room.
- Students will not run, yell, or cause unnecessary noise / disruption anywhere in the hotels. No hanging in hallways!
- Please re-use your towels!

JUNE 29 – JULY 6

ROOMMATES

- All students should have entered roommate choices into their T&E profile. If you have not – I will talk to you tonight during our breakout time.
- Rooms are usually in twos, but we will not know the exact breakdown until we arrive.
- Students will need to be flexible if there are other configurations based on available rooms.

JUNE 29 – JULY 6

STUDENT REMINDERS

- No student will be rude, obnoxious, or show lack of respect during any part of the trip.
- Students will not wear ear buds when adults are speaking.
This includes when on we are on guided tours. Be present!
- Students will ALWAYS be in a group of three.
- Be careful when crossing streets. Always look twice!
- When we are together, immediately find your chaperone and wait for instructions.

JUNE 29 – JULY 6

STUDENT REMINDERS

- There are not always bathroom on the bus – go when you can!
- Students will ALWAYS be in a group of three.
- Be careful when crossing streets. Always look twice!
- When we are together, immediately find your chaperone and wait for instructions.
- Do not split checks when going out for lunch. Try to use cash.
- Attendance at all scheduled activities is mandatory.
- No illegal activities. This will result in being sent home at the family's expense.

JUNE 29 – JULY 6

WHEN ON TOURS

- Listen and ask questions! You are there to learn and participate just as you would in a classroom.
- No earbuds.
- Listen first, take pictures after.
- Take pictures that you want to include in your project.
- Do not take selfies with art or other notable artefacts.

JUNE 29 – JULY 6

PACKING

- 25" tall suitcase (not including wheels)
 - Pack lightly (use the packing list).
 - Pack sunscreen, a hat, and sunglasses.
 - Pack a light jacket for evenings just in case.
 - Pack one nicer outfit in the event of a more formal dinner.
 - Pack good walking shoes (flip flops & sandals are not ideal).
 - Avoid appliances like blow dryers, straighteners, etc.
 - Be prepared to wear the same outfit for the entire day.
- There is not always time to go back to the hotel and change.

JUNE 29 – JULY 6

SAFETY

- We will give you a small card with all necessary numbers.
- If anything occurs while you are on free time, call your chaperone or the T&E emergency number.
- If you cannot call and need help, ask police or anyone nearby.
- Call 911 in a TRUE emergency.
- Safety Tips

JUNE 29 – JULY 6

SAFETY CONTINUED

- Au secours!
- À l'aide



JUNE 29 – JULY 6



Petition Pickpockets - Safety Scouts Advice - Episode 01 [En, Es, Fr, Ru, Ch, +7]

Share

NEW



Fake Petition Pickpocket

Watch on  YouTube




JUNE 29 - JULY 6



Restaurant Pickpocket - Safety Scouts Advice - Episode 03 [En, Es, Ru, Cn, Fr, +5]

RESTAURANT

Share



Chair Pick-pocket



Watch on  YouTube

JUNE 29 - JULY 6



Bracelet Scam - Safety Scouts Advice - Episode 04 [En, Es, Fr, Ru, Cn, Ko, It, He, De]



Share



Bracelet Scam

Watch on  YouTube



JUNE 29 - JULY 6

PLACEMENT TEST

- All students were asked to complete the French placement test before tonight's meeting.
- If you still need to complete it, please do so ASAP.
- Our tour directors and French school need this information to place you into the correct language level.
- Multiple Choice and Verbal/Spoken questions.
- You need one hour (uninterrupted) to complete it.

JUNE 29 - JULY 6

Québec/Montréal Medical Survey





CHECK IN!



We check in ALL THE TIME when we are abroad.

Let's practice!

CHAPERONE

GROUP 1

SEÑOR PALMER

CHAPERONE

GROUP 2

SRTA. GRAY

CHAPERONE

GROUP 3

MADAME DELRO.

BE PRESENT!

- Watch the video "Look Up" .
- Check in! Get into Chaperone groups
- Reflect as a group on the video: What is the message?
- Discuss projects / guiding questions.
- Create a list of three questions that you would like to be able to answer while abroad. Think of things that aren't google-able. (How do people feel/think/perceive...)


JUNE 29 - JULY 6

**COME BACK
TOGETHER**

JUNE 29 - JULY 6

THIS IS A **COURSE**

4 NIGHT
CLASSES




TRAVEL &
COURSEWORK



IPAS



PROJECT

- Part 1: Interpretive → Completed during night class. 
- Part 2: Interpersonal → You will complete abroad.
- Part 3: Presentational → You will upload in Canvas by 8/8/25

JUNE 29 – JULY 6

HOW MUCH MONEY SHOULD I BRING?

- TRY TO PROCURE \$50-\$100 IN CANADIAN DOLLARS BEFORE WE DEPART. CONTACT YOUR BANK.
- YOU CAN GET CURRENCY IN THE AIRPORT, BUT WILL PAY MORE
- MOST STORES IN THE CITIES WILL TAKE ATM & CREDIT CARDS.
- PRE-PAID CREDIT CARDS / VISA GIFT CARDS DO NOT ALWAYS WORK.
- TIPPING IS CUSTOMARY AT RESTAURANTS AS IT IS IN THE USA (BETWEEN 15-20%).
- APPLE PAY IS ALSO WIDELY ACCEPTED.



BACKPACKS

All students will receive a T&E backpack before leaving tonight.

This backpack will serve as your **carry-on item** for the flight.

No exceptions. This will function as your schoolbag while attending classes and while participating on daily tours.

T-SHIRTS



If you ordered a t-shirt, please
be sure to wait in line for a
chaperone to give it to you.

Be sure to double check the size.

Wear your shirt on June 29!

WE WILL SEE YOU ON:

JUNE 29, 2025

AT CB SOUTH

BY 5:30 AM



25 DAYS UNTIL QUÉBEC

